

Production Worksheet

EmbroideryStudio 2025 - Designing

Design: A_6.00_inch_NarrowCollegeAF_kks

Title:

Stitches: 6,268
Height: 5.95 in
Width: 3.28 in
Colors: 4
Colorway: Madeira Poly
Zoom: 1.49








Machine format: Brother / Babylock
Color changes: 3
Stops: 4
Trims: 6
Area 19.51 in²
Thread chart: Madeira PolyNeon 40
Total thread: 175.95ft
Total bobbin: 79.11ft

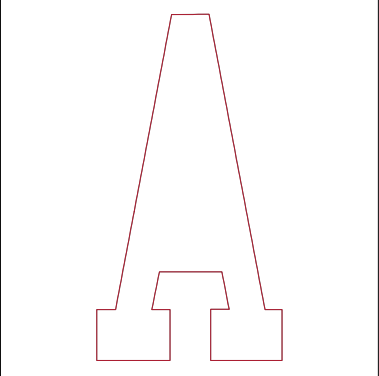
Stop Sequence:

#	Color	St.	Code	Name	Element
1.		216	1839	Red	Fabric Placement
2.		497	1924	Yellow Gold	Fabric Tackdown
3.		5,622	1922	Purple	Satin Outline
4.		6,268	1801	Super White	Top Stitch (Optional)


Thread usage: 174.63ft

N#	Color	Name	Length
4.		1839 Red	3.68ft
3.		1924 Yellow Gold	4.68ft
1.		1922 Purple	153.65ft
2.		1801 Super White	12.62ft







Color: 4
Stop: 1
Element: Fabric Placement
Code: 1839
Name: Red
Chart: Madeira PolyNeon 40
Stitches: 216
Thread used: 3.68ft



Color: 3
Stop: 2
Element: Fabric Tackdown
Code: 1924
Name: Yellow Gold
Chart: Madeira PolyNeon 40
Stitches: 281
Thread used: 4.68ft



Color: 1
Stop: 3
Element: Satin Outline
Code: 1922
Name: Purple
Chart: Madeira PolyNeon 40
Stitches: 5,125
Thread used: 153.65ft



Color: 2
Stop: 4
Element: Top Stitch (Optional)
Code: 1801
Name: Super White
Chart: Madeira PolyNeon 40
Stitches: 646
Thread used: 12.62ft